



BLIND MANUFACTURERS'
ASSOCIATION OF AUSTRALIA

14 Lions Park Drive
Yatala Qld 4207
Telephone: (07) 3801 8811
Email: info@bmaa.net.au
ABN No: 91 093 073 208
ACN No: 093 073 208
www.bmaa.net.au

BMAA INDUSTRY GUIDELINE

BMAA has prepared an Industry Guideline to assist manufacturers and retailers deal with customer queries regarding the final product. This guideline is in no way a substitute for legal advice. Businesses are bound by legislation such as Australian Consumer Law and Australian Standards such as AS2663.2-1999, Textiles – Fabrics for window furnishings – Coated curtain fabrics.

This Guideline is one that is accepted by the industry and should be seen as a “reasonable” test for looking at a perceived fault.

Recommended Industry Guideline for Faults:

The acceptable guideline for imperfections, marks, dots etc. on completed product is:

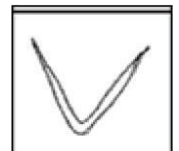
- If an imperfection is visible with the naked eye in natural daylight at a distance of 1.2 metres, it is not acceptable.
- If an imperfection is not visible with the naked eye in natural daylight at a distance of 1.2 metres it is acceptable.

Minor colour variations may occur between any colour swatch supplied and the order received, as the colour swatch is a guide only, this includes paint, stain and lacquers.

CHARACTERISTICS OF ROLLER BLIND FABRICS & BLIND FABRICS GENERALLY

Fabric “V”ing

Large width roller blinds larger than 2400mm and/or longer than 3000mm, could show the effect of “V”ing. This effect is predominant on all large blinds. To reduce this effect, consider splitting the blind into smaller widths and/or multi-linking blinds together. This does not affect the functionality of the blind, it is an aesthetic effect only.



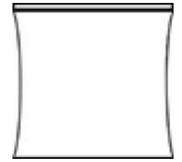
Patterns

Textured or directional fabrics may not have the warp (vertical) or weft (horizontal) yarns travelling perfectly perpendicular to each other. Some deviation from the pattern or texture will exist. You should expect to see variations of up to 30mm in the direction of the pattern from one side of the blind to the other.




Railroading and Cupping

Selected fabrics can be railroaded. Railroading fabric often leads to curling or cupping of the outer edges of the blind. Railroading of the fabric changes the appearance of the blind, which is more pronounced in textured fabrics. Cupping of fabric at the outer edges of the blind is more pronounced on wider width roller blinds.



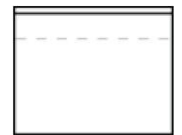
Light Gaps

All roller blinds allow light to pass around the sides of the fabric (even when blackout fabric is used). This is because the overall width of the blind including its brackets is always wider than the fabric width. Light Gaps are most prominent when a blind is fitted inside a window recess. Face fitting may be a better option than reveal fitting, however, the only way that light gaps can truly be minimised is to use hardware systems that utilise side channels such as blackout systems.




Fabric Joins

Some roller blind sizes may require fabric to be joined. Depending on the fabric and type of join used, this may result in either visible pinholes through the join, or a solid band across the width of the join.



Puckering

Some wider width roller blinds will exhibit a deviation across the width of the fabric at the base rail. This can be minimised via selection of base rail options but may not be completely eliminated.



This Guideline does not override any rights under Australian Consumer Law

References:

Standards Australia AS 2663.2-1999, Textiles – Fabrics for window furnishings – Coated curtain fabrics. Available from SAI Global.

The Australian Consumer Law (ACL)